



# Budget for the fiscal year

2018/19 Season

October 2018

# 17/18 Net Income & 18/19 Forecast

Millions of €

	17/18 (REAL)	18/19 (FORECAST)
REVENUES	914	960
OPERATING EXPENDITURE	-882	-929
OPERATING PROFIT	32	31
FINANCIAL INCOME AND EXPENDITURE	-12	-16
NET PROFIT	20	15
AFTER-TAX PROFIT	13	11
EBITDA	177	191

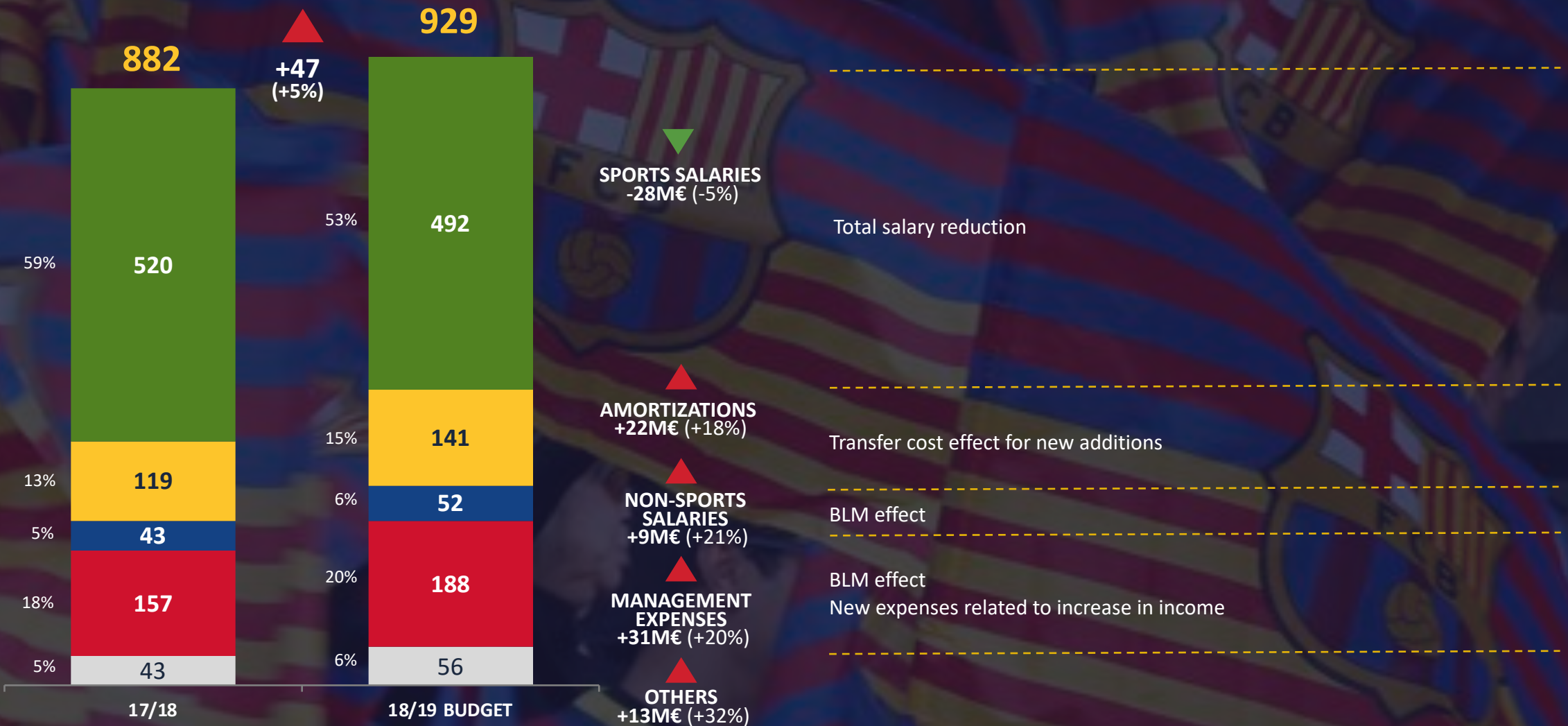
# Revenue: 2018/19 Forecast vs 2017/18 Real

Millions of €



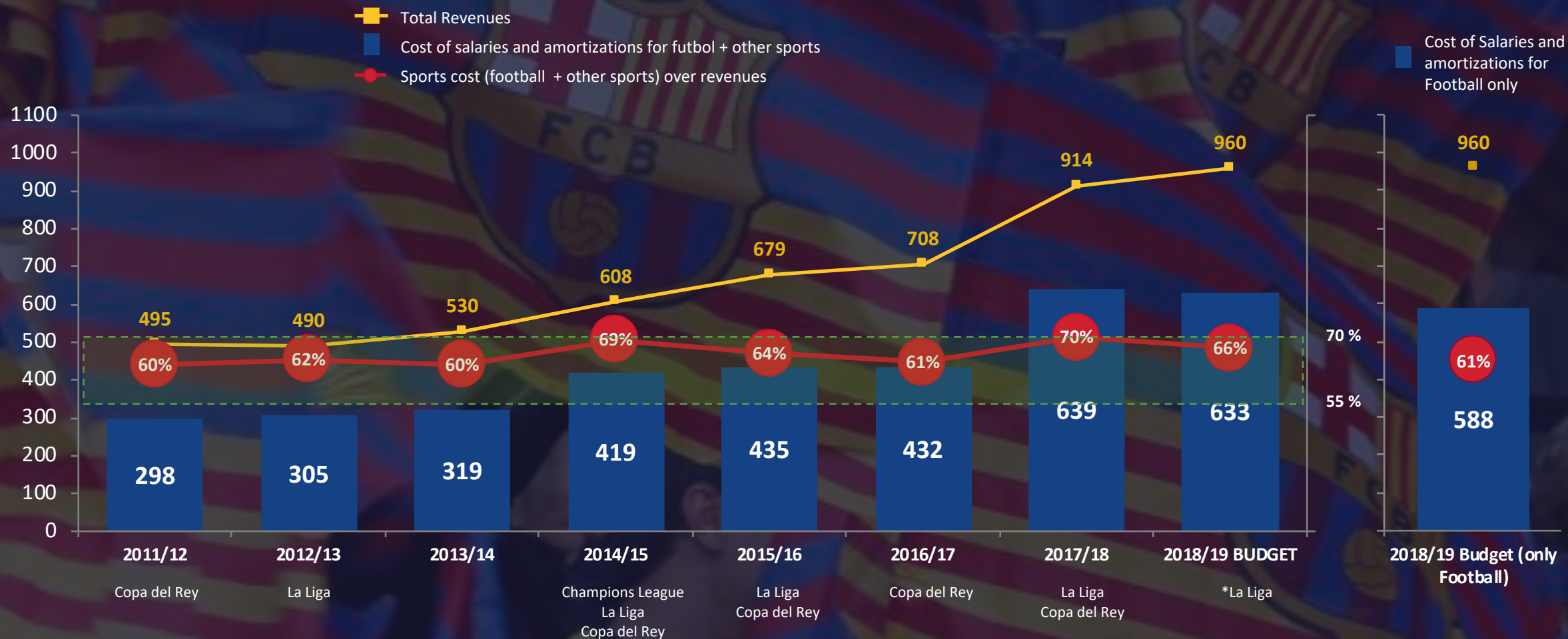
# Expenditures: 2018/19 Budget vs 2017/18 Real

Millions of €



# Sports Cost Trend

(SALARIES + AMORTIZATION) | CLUB TOTAL · MILLIONS OF €



# 2018/19 Budget Forecast

MILLIONS OF €

## MAIN SIGNINGS

ARTHUR  
ARTURO VIDAL  
LENGLET  
MALCOM

WAGUE  
ARAUJO  
PUSTOVYI  
KURIC

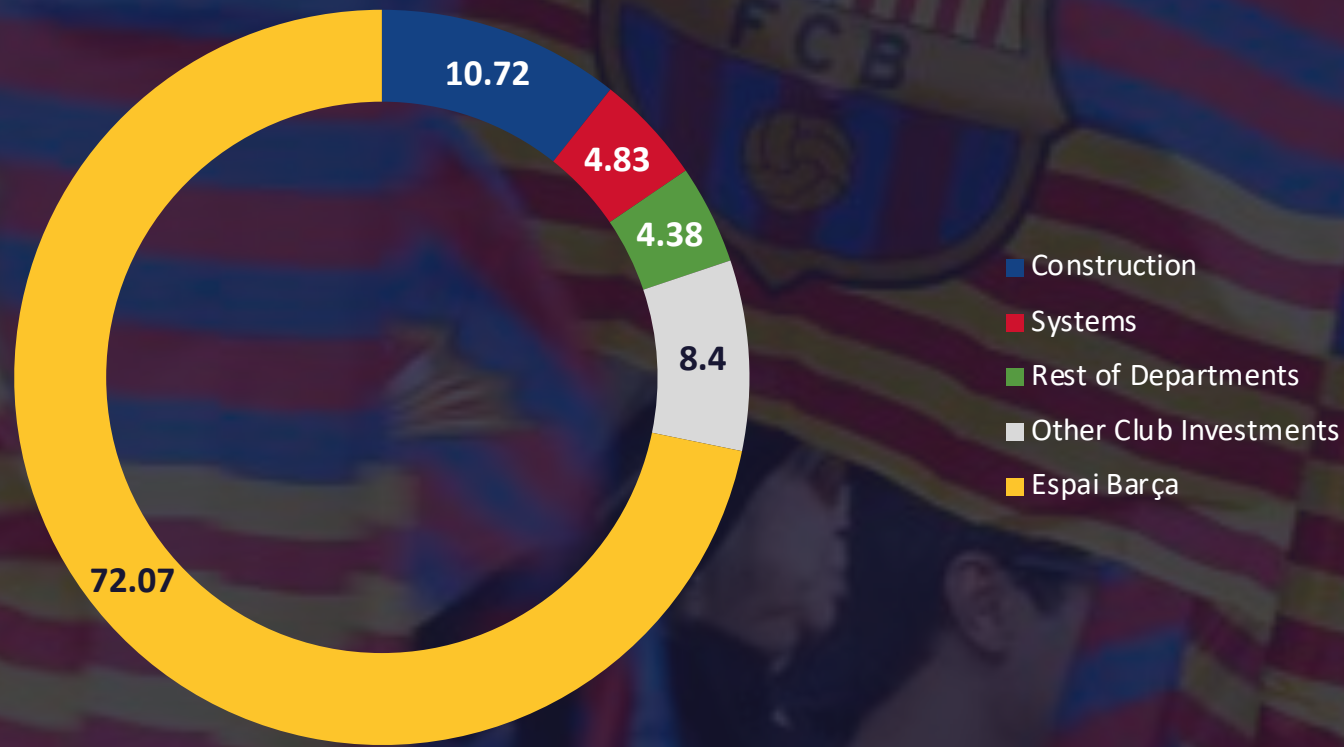
MORTENSEN



# Pressupost 2018/19

MILLIONS OF €

DISTRIBUTION BY AREA OF INVESTMENT  
BUDGETED FOR THE 16/17 SEASON



CLUB

28 M€

ESPAI BARÇA

72 M€

# 2018/19 Budget Conclusions

1. Highest expected revenues ever for a sports club and in Club history	<b>960 M</b>
2. Sports salary control, with a reduction of 4% versus total revenues	<b>66%</b>
3. Profit forecast for the 8th year in a row	<b>11 M</b>
4. Highest EBITDA in the history of the Club	<b>191 M</b>
5. Expected profits accumulated since 2010	<b>199 M</b>
6. Unprecedented commercial sponsorship effort, resulting in large difference comparing 2018 and 2010	<b>165 M</b>
7. Further actions within the framework of Espai Barça	<b>72 M</b>
8. Compliance with parameters related to Asset Balance (Positive income and Debt)	





**FC BARCELONA**